



PACKAGED ACs AND DUCTED SPLITS

NOTHING COMES CLOSE TO THEIR COOLING.
OR THEIR WIDE RANGE.





With more than seven decades of experience in air conditioning, over a million tons installed and over 500 trained and dedicated dealers across the country, Blue Star has been the undisputed market leader in ducted systems in India.

Our leadership has not been limited to sales, service, reach and range alone. We have achieved major technological innovations in the field, resulting in unique products being introduced into the markets over the last few decades.

Blue Star was the first to introduce scroll technology in ducted systems over a decade ago. Then came the HiSen and HiPer Packaged ACs which were designed to cater specifically to high sensible heat and high ambient applications such as IT Parks and server banks. We also pioneered the HiPer Green Packaged unit for use in green building applications.

We have a wide range of air cooled and water cooled floor/ceiling mounted ductable ACs with various refrigerant options to suit customer needs.

SALIENT FEATURES



Highly efficient units with scroll compressors

50°C

Designed to work effectively even in ambient temperatures as high as 50°C

R410A

Compatible with R410A eco-friendly refrigerant



Robust and reliable



Aesthetically superior



Service-friendly design

THE DUCTED SYSTEMS RANGE

Air Cooled Packaged ACs

Blue Star is a pioneer in the manufacturing of floor-mounted Packaged ACs for over three decades now. These systems are popular in commercial applications due to their distinct advantages of service-friendliness and extended ducting capabilities.

In this range, the floor-mounted indoor unit houses the DIDW blower, coil, filters and compressor, while the outdoor unit houses the high-efficiency condenser and new-design propeller fan. The strategic design, which places the compressors in the proximity of the evaporator in the indoor unit, further enhances the efficiency of this system.



Water Cooled Packaged ACs

Where water is available in plenty, our water cooled Packaged ACs offer higher efficiency than air cooled systems since water is a superior cooling medium compared to air. These systems come pre-charged and the unit comprises of the filter, blower, evaporator, compressor and water cooled condenser. These water cooled systems offer both higher efficiency as well as lower power consumption compared to air cooled systems.



Air Cooled Ductable Splits

Where floor space is scarce but the AC unit can be housed above the false ceiling, ducted splits are the best choice. The indoor unit in our ductable splits houses the evaporator, DIDW blower and filter in a compact powder-coated sheet metal unit, while the outdoor unit houses the compressor, the condenser and the new-design propeller fan.



Water Cooled Ductable Split Units:



This is another innovation by Blue Star. Our water cooled ducted units are very much suitable for shopping malls, office complexes, serviced apartments, industrial air conditioning set-ups and any application with multiple tenants. The advantages are:



1. Independent control and power billing in multi-tenant premises.
2. Units can be mounted within the tenant's place.
3. Investment can be in a phased manner; no need to lock capital.
4. Aesthetically better as the outdoor unit is not exposed like in air cooled systems. Also, refrigerant pipe limitation is overcome as the condensing unit need not be kept in an open space and can be mounted near the IDU within the building.
5. New DSW-mini series units are available in smaller capacities: 1 TR, 1.5 TR, 2 TR, 2.5 TR.







PRODUCT LINE-UP



Air Cooled

Appearance	Type	3TR	4.3TR	5.5 TR	8.5 TR	11 TR	16.5TR	22 TR
	Air Cooled Ducted Split Air Conditioners with R410A	■	■	■	■	■	■	■
	Air Cooled Packaged Air Conditioners with R410A			■	■	■	■	■

Appearance	Type	3 TR	5.5 TR	8.5 TR	8.75 TR	11 TR	16.5 TR	22 TR
	Air Cooled Ducted Split Air Conditioners with R22	■	■	■	■	■	■	■
	Air Cooled Packaged Air conditioners with R22		■		■	■	■	■

Water Cooled

Appearance	Type	1 TR	1.5 TR	2 TR	2.5 TR
	DSW - Mini Series Condensing Unit with R410A	■	■	■	■
DSW - Mini series - Indoor Units					
	Hi-Wall	■	■	■	
	Cassette		■	■	■
	Concealed Type	■	■	■	■

Appearance	Type	3 TR	5.5 TR	8.75 TR	11 TR	16.5 TR
	Ducted Split Air Conditioner with R22, R407C & R410A	■	■	■	■	
	Packaged Air Conditioners with R22, R407C & R410A		■		■	■

FEATURES

50°C

Operation at Higher Ambients

The condenser in this new series of ducted systems is designed to operate effectively at higher ambient temperatures, up to 50°C, ensuring efficient cooling even in the harsh summer months, without tripping.



Lower Noise Levels

The outdoor units of these ducted systems are fitted with bird-wing design, high-efficiency fans. This lowers noise levels significantly.



Lower Running Cost

The high-efficiency fan used in these systems has specially designed blades and offers better air flow. This, along with more coil face area, helps in reducing the condensing temperature, and thereby lowers power consumption and running cost.



Service-friendly Design

The design of the outdoor unit in the ducted systems range is such that it offers easy access to the compressors and the control panel on the side. And the fan motor assembly on the front panel is easily removable for repair. Also, the condenser coil is much easier to clean.



Scroll Compressor-driven

Due to their inherent design characteristics, scroll compressors have very high volumetric efficiency. They are ideal for air conditioning applications where the compression ratio is not very high. All Blue Star Packaged ACs and Ducted Splits use scroll compressors.



Intelligent Microprocessor Controller

All units are controlled by microprocessor-based controllers with the following features:

- Seven-segment LCD display
- Auto restart after power failure
- Fault display
- Run-time equalisation
- Non-volatile memory
- Touch-key on/off switch
- Single-phasing and phase reversal protection
- Time delay for compressor operation
- Accurate temp. control +/- 10°C
- Provision for fire alarm input



Blue Fin Condenser and Corrosion-resistant Body

All units have special blue fins and are made of galvanised sheets which are powder-coated after fabrication, making them corrosion-resistant while looking elegant, and also improving the overall life of the system.



Wide Voltage Range

The ducted systems can function across a wide voltage range of 360-440V, which makes them a rare breed



Wide voltage range



Multi-compressor Advantage

Most of these ducted systems use more than one compressor. This gives them the advantage of high part-load efficiencies since the entire evaporator surface is available to the system even during part-load conditions.



Run-time Equalisation

The intelligent controller ensures that all compressors (in multi-compressor units) run for equal number of hours thus ensuring equal wear.



Hydrophilic Coating

The aluminium fins used on the evaporator coil have a hydrophilic coating. This coating helps retain the moisture on the fins from where they drain to the bottom by gravity. This helps reduce the moisture carry-over with the supply air.



EPE Insulation

The evaporator section of the indoor unit is insulated using fire-retardant EPE insulation. This reduces loss of cooling.




DIDW Blower Design

These systems use advanced DIDW type centrifugal blowers with forward curved blades, and offer higher air throw.



Efficient Air Filters

Air filters made of a non-woven polyester media enclosed in HDPE mesh are provided. These are efficient and can be cleaned easily.





ADVANTAGE BLUE STAR

Seven Decades of Expertise

With over 5 decades of experience in air conditioning, Blue Star is the undisputed market leader in ducted systems.

State of The Art Production Facilities

We have 5 world-class manufacturing facilities across the country to produce various HVAC products starting from small room ACs to big chillers. These factories are equipped with the latest automated machine tools, experienced engineers and quality control systems. We also have an experienced R&D team to develop world-class products for our customers.

Cooling Solutions Made Easy

Our engineers offer the right and optimal solutions for your various air conditioning needs. Starting from cooling load calculations to well designed air-distribution systems and equipment layouts, all before starting the project.

Superior Project Management

Air conditioning of commercial spaces requires meticulous planning and timely execution as it involves coordination with architects, interior designers, consultants and various other professional agencies. With our well-trained dealers, we offer solutions for quality and timely execution of air conditioning projects for various applications.

After Sales Support

Blue Star provides after sales service through offices spread across 32 cities. There is a network of well trained dealers across the country to take care of all our customers' service needs. With well-networked and well-trained service personnel able to reach customer locations within very short notice periods, we ensure that our customers can enjoy air conditioning with the most minimal interruption.

Air Cooled Ducted Split Air Conditioners - R1/R2 Series

DESCRIPTION	UNITS	DSA361R1/R2	DSA661R1/R2	DSA1021R1/R2	DSA1052R1/R2	DSA1322R1/R2	DSA1321R1/R2	DSA1982R1/R2	DSA2642R1/R2
Nominal Cooling Capacity	TR	3.0	5.5	8.5	8.75	11.0	11.0	16.5	22.0
	Btu/Hr	36,000	66,000	1,02,000	1,05,000	1,32,000	1,32,000	1,98,000	2,64,000
	Kcal/Hr	9,072	16,632	25,704	26,460	33,264	33,264	49,900	66,528
Refrigerant		R1 Series: R 22 ; R2 Series: R 407C							
Power Supply		380/420 V, 3 PH., 50HZ, AC							
External Finish		Pure Polyester Powder Coated GI Steel Housing							
Indoor Unit									
Dimensions	W X D X H (mm)	950 X 575 X 380	1175 X 635 X 460	1500 X 635 X 460	1500 X 635 X 460	1860 X 635 X 460	1860 X 635 X 460	2035 X 1085 X 550	2135 X 1215 X 690
Power Supply		380/420 V, 3 PH., 50HZ, AC Supply							
Type of Blower		Centrifugal Forward Curved, Double Inlet, Double Width							
Nominal Air Flow	CMH	2040	3740	5780	5950	7480	7480	11560	14940
	CFM	1200	2200	3400	3500	4400	4400	6600	8800
Capacity Control		0,100%	0,100%	0,100%	0,50%,100%	0,50%,100%	0,100%	0,33%, 66%, 100%	0,50%,100%
Air filter		Non Woven Polyester Media Enclosed by HDPE Mesh							
Controller		Microprocessor based with LCD Display							
Outdoor Unit									
No of ODUs	per Unit	1	1	1	1	2	1	2	2
Compressor type		Recip	Hermetically Sealed Scroll						
No of compressors/ ODU		1	1	1	2	1	1	1	1
Dimensions	W X D X H (mm)	1020 X 420 X 690	1020 X 420 X 950	1190 X 550 X 950	1435 X 635 X 950	1020 X 420 X 935	1435 X 625 X 950	1020 X 416 X 950 / 1435 X 635 X 950	1435 X 635 X 950
Power Supply		415V, Three Phase, 50 Hz, AC Supply							
Condenser Type		Air-Cooled FTHX Type							
Condenser Fan Type		Propeller Type							
Indoor Unit Weight	kg.	50	55	85	85	105	105	150	210
Outdoor Unit weight	kg/ODU	80	90	160	170	90	190	90 Kg+90 Kg	190

Air Cooled Packaged Air Conditioners - R1/R2 Series

DESCRIPTION	UNITS	DPA661R1/R2	DPA1052R1/R2	DPA1322R1/R2	DPA1321R1/R2	DPA1983R1/R2	DPA2642R1/R2
Nominal Cooling Capacity	TR	5.5	8.75	11.0	11.0	16.5	22.0
	Btu/Hr	66,000	1,05,000	1,32,000	1,32,000	1,98,000	2,64,000
	Kcal/Hr	16,632	26,460	33,264	33,264	49,896	66,528
Refrigerant		R1 Series: R 22 ; R2 Series: R 407C					
Power Supply		380/420 V, 3 PH., 50HZ, AC Supply					
External Finish		Pure Polyester Powder Coated GI Steel Housing					
Indoor Unit							
Dimensions	W X D X H (mm)	900 X 660 X 1700	1160 X 660 X 1700	1160 X 660 X 1700	1160 X 660 X 1700	1500 X 750 X 1750	1500 X 930 X 1950
Type of Blower		Centrifugal Forward Curved, Double Inlet, Double Width					
Nominal Air Flow	CMH	3740	5950	7475	7475	11210	14950
	CFM	2200	3500	4400	4400	6600	8800
Power Supply		415V, Three Phase, 50 Hz, AC Supply					
External Finish		Pure Polyester Powder Coated GI Steel Housing					
Compressor type		Hermetically Sealed Scroll					
No of compressors Unit		1	2	2	1	3	2
Capacity Control		0, 100%	0, 50%, 100%	0, 50%, 100%	0, 100%	0, 33%, 66%, 100%	0, 50%, 100%
Air filter		Non Woven Polyester Midea Enclosed by HDPE Mesh					
Controller		Microprocessor based with LCD Display					
Outdoor Unit							
No of ODUs	per Unit	1	2	2	1	3	2
Dimensions	W X D X H (mm)	1020 X 420 X 950	1020 X 420 X 950	1020 X 420 X 950	1435 X 635 X 950	1020 X 420 X 950	1435 X 635 X 950
Power Supply		230V, Single Phase, 50 Hz, AC Supply					
Condenser Type		Air-Cooled FTHX type					
Condenser Fan	Type	Propeller type					
Indoor Unit Weight	kg.	195	250	270	260	430	500
Outdoor Unit weight	kg/ODU	50	50	50	130	50	130

Air Cooled Ducted Split Air Conditioners - R3 Series

DESCRIPTION	UNITS	DSA361R3	DSA522R3	DSA661R3	DSA1021R3	DSA1321R3	DSA1982R3		DSA2642R3	
Nominal Cooling Capacity	TR	3	4.3	5.5	8.5	11	16.5		22	
	Btu/Hr	36000	52000	66000	102000	132000	198000		264000	
	K.Cal/Hr	9070	13000	16630	25704	33264	49900		66528	
Refrigerant	R 410A									
Power supply (AC)	V/Ph/Hz	380/420V, 3 ph, 50Hz	230V,Single Ph, 50Hz AC	380/ 420 V, 3 ph, 50Hz						
External Finish	Pure Polyester Power Coated GI Steel Housing									
Indoor Unit										
Dimensions (WXDXH)	mm	886 X 570 X 357	1245X730X310	1138X630X 482	1484X630X482	1839X630X482	2035X1085X552		2112X1003X864	
Power supply	V/Ph/Hz		230V,Single Ph, 50Hz AC							
Type of Blower	Centrifugal Forward Curved, Double Inlet, Double Width									
Nominal Air Flow	CMH	3040	2900	3740	5780	7480	11560		14960	
	CFM	1200	1700	2200	3400	4400	6800		8800	
Air Filter	Non Woven Polyester Media Enclosed by HDPE Mesh									
Controller	Microprocessor based with LCD Display									
Net Weight	kg.	50	56	55	75	90	150		210	
Outdoor Unit										
Dimensions (WXDXH)	mm	1020X416X652	1020X416X925	1020X416X925	1320X416X925	1437X622X919	1437X622X919	1020X416X925	1437X622X919	1437X622X919
Quantity per unit	No.	1	1	1	1	1	2 (11TR + 5.5TR)		2 (11TR + 11TR)	
Compressor Type		Rotary Type		Hermetically Sealed Scroll Type						
No. of Compressor/ODU		1	2	1	1	1	1		1	
Power Supply (AC)	V/Ph/Hz	380/420V, 3 Ph, 50HZ	230V,Single Ph, 50Hz AC	380/ 420 V, 3 ph, 50Hz						
Condenser Type	Air Cooled Fin and Tube Heat Exchanger									
Condenser Fan Type	Propeller Type									
Net Weight	kg	80	90	90	150	190	190	90	190	190

Specifications are subject to change without any notice.

Air Cooled Packaged Air Conditioners - R3 Series

DESCRIPTION	UNITS	DPA661R3	DPA1021R3	DPA1321R3	DPA1982R3		DPA2642R3		
Nominal Cooling Capacity	TR	5.5	8.5	11	16.5		22		
	Btu/Hr	66000	102000	132000	198000		264000		
	K.Cal/Hr	16630	25704	33264	49900		66528		
Refrigerant	R410A								
Power supply	V/Ph/Hz	380/ 420 V, 3 ph, 50Hz, AC Supply							
External Finish	Pure Polyester Power Coated GI Steel Housing								
Indoor Unit									
Dimensions (WXDXH)	mm	900 X 660 X 1700	1160 X 660 X 1700	1160 X 660 X 1700	1500 X 748 X 1750		1500 X 930 X 1950		
Power supply	V/Ph/Hz	380/420 V , 3 Ph, 50 Hz, AC Supply							
Type of Blower	Centrifugal forward curved, Double inlet, Double width								
Nominal Air Flow	CMH	3740	5950	7475	11215		14960		
	CFM	2200	3500	4400	6600		8800		
Air Filter	Non Woven Polyester Media Enclosed by HDPE Mesh								
Controller	Microprocessor based with LCD Display								
Compressor Type	Hermetically Sealed Scroll Type								
No. of Compressor		1	1	1	1+1		1+1		
Net Weight	kg.	195	250	270	440		500		
Outdoor Unit									
Quantity per unit	No.	1	1	1	2 (11TR + 5.5TR)		2 (11TR + 11TR)		
Dimensions (WXDXH)	mm	1020 X 416 X 925	1320 X 416 X 925	1437 X 622 X 919	1437 X 622 X 919	1020 X 416 X 925	1437 X 622 X 919	1437 X 622 X 919	
Power Supply to motor(AC)	V/Ph/Hz	230V, 1 ph, 50Hz	415 V, 3 ph, 50Hz	230V, 1 ph, 50Hz					
Condenser Type	Air cooled Fin and Tube Heat Exchanger								
Condenser Fan Type	Propeller Type								
Net Weight	kg	50	65	130	130	50	130	130	

Specifications are subject to change without any notice.

Water Cooled Ducted Split Air Conditioners - R1/R2 Series

DESCRIPTION	UNITS	DSW361R1/R2	DSW661R1/R2	DSW1052R1/R2	DSW1322R1/R2
Nominal Cooling Capacity	TR	3.0	5.5	8.75	11.0
	Btu/Hr	36,000	66,000	1,05,000	1,32,000
	Kcal/Hr	9,072	16,632	26,460	33,264
Refrigerant		R1 Series: R 22 ; R2 Series: R 407C			
Power Supply		380/420V, 3PH,50HZ,AC SUPPLY			
External Finish		Pure Polyester Powder Coated GI Steel Housing			
Indoor Unit					
Dimensions	W X D X H (mm)	950 X 575 X 380	1175 X 635 X 460	1500 X 635 X 460	1860 X 635 X 460
Type of Blower		Centrifugal Forward curved, Double Inlet, Double Width			
Nominal Air Flow	CMH	2040	3740	5950	7480
	CFM	1200	2200	3500	4400
Power Supply		230V, 1 Ph, 50 Hz, ac supply			
Capacity Control		0, 100%	0, 100%	0, 50%, 100%	0, 50%, 100%
Air filter		Non Woven Polyester Media Enclosed by HDPE Mesh			
Controller		Microprocessor based with LCD display			
Condensing Unit					
No of cds. units	per Unit	1	1	1	1
Compressor type		Recip	Hermetically Sealed Scroll		
No of compressors/ unit		1	1	2	2
Dimensions	W X D X H (mm)	800 X 655 X 545	800 X 655 X 545	1170 X 640 X 630	1170 X 640 X 630
Power Supply		415V, Three Phase, 50 Hz, AC Supply			
Condenser Type		Water-Cooled, Shell & Tube Type			
Cooling water required at 32°C	USGPM	11	20	31	40
	CMH	2.5	4.5	7	9.1
Indoor Unit Weight	kg.	50	55	85	105
Outdoor Unit weight	kg/ODU	130	156	215	215

R1 - With R22 refrigerant, R2 - With R407C refrigerant

Water Cooled Packaged Air Conditioners - R1/R2 Series

DESCRIPTION	UNITS	DPW661R1/R2	DPW1322R1/R2	DPW1983R1/R2
Nominal Cooling Capacity	TR	5.5	11.00	16.5
	Btu/Hr	66,000	1,32,000	1,98,000
	Kcal/Hr	16,632	33,264	49,896
Refrigerant		R1 Series: R 22 ; R2 Series: R 407C		
Dimensions	W X D X H (mm)	900 X 660 X 1700	1160 X 660 X 1700	1500 X 750 X 1800
Type of Blower		Centrifugal Forward Curved, Double Inlet, Double Width		
Nominal Air Flow	CMH	3740	7475	11210
	CFM	2200	4400	6600
Cooling Coil		Inner Grooved Copper Tubes with Al Slit Fins		
Power Supply		380/420V, Three Phase, 50 Hz, AC Supply		
External Finish		Pure Polyester Powder coated GI steel housing		
Capacity Control		0, 100%	0, 50%, 100%	0, 33%, 66%, 100%
Air filter		Non Woven Polyester Media Enclosed by HDPE Mesh		
Controller		Microprocessor based with LCD Display		
Compressor type		Hermetically Sealed Scroll		
No of compressors/Unit		1	2	3
Condenser	Type	Shell & Tube Type		
Cooling water required at 32°C	USGPM	20	40	60
	CMH	4.5	9.1	13.6
Unit Weight	kg.	240	405	605

Water-Cooled Ducted Split Air Conditioners- R3 Series

DESCRIPTION	UNITS	DSW361R3	DSW661R3	DSW1322R3
Nominal Cooling Capacity	TR	3	5.5	11
	Btu/Hr	36,000	66,000	1,32,000
	K.Cal/Hr	9,072	16,630	33,264
Refrigerant		R 410A		
Power supply	V/Ph/Hz	380/ 420 V, 3 ph, 50Hz, AC Supply		
External Finish		Pure Polyester Power Coated GI Steel Housing		
Indoor Unit				
Dimensions (WXDXH)	mm	886X570X357	1138X630X 485	1839X630X485
Power supply	V/Ph/Hz	230V, Single Ph, 50Hz AC		
Type of Blower		Centrifugal Forward Curved, Double Inlet, Double Width		
Nominal Air Flow	CMH	2040	3740	7480
	CFM	1200	2200	4400
Air Filter		Non Woven Polyester Media Enclosed by HDPE Mesh		
Controller		Microprocessor based with LCD Display		
Net Weight	kg.	50	55	90
Condensing Unit				
Quantity per unit	No.	1	1	1
Compressor Type		Hermetically sealed Rotary	Hermetically Sealed Scroll	
No. of Compressors		1	1	2
Dimensions (WXDXH)	mm	666X640X521	666X640X521	1056X640X521
Power Supply	V/Ph/Hz	380/ 420 V, 3 ph, 50Hz, AC Supply		
Condenser Type		Water Cooled- Shell & Tube		
Cooling water required at 32 deg. C	USGPM	12	20	40
Net Weight	kg	120	149	200

Specifications are subject to change without any notice.

Water-Cooled Packaged Air Conditioners- R3 Series

DESCRIPTION	UNITS	DPW661R3	DPW1322R3	DPW1983R3
Nominal Cooling Capacity	TR	5.5	11	16.5
	Btu/Hr	66,000	1,32,000	1,98,000
	K.Cal/Hr	16,630	33,264	49,890
Refrigerant		R 410A		
Power supply	V/Ph/Hz	380/ 420 V, 3 ph, 50Hz, AC Supply		
External Finish		Pure Polyester Power Coated GI Steel Housing		
Dimensions (WXDXH)	mm	900X600X1700	1160X660X1700	1500X750X1750
Type of Blower		Centrifugal Forward Curved, Double Inlet, Double Width		
Nominal Air Flow	CMH	3740	7480	11210
	CFM	2200	4400	6600
Air Filter		Non Woven Polyester Media Enclosed by HDPE Mesh		
Controller		Microprocessor based with LCD Display		
Compressor Type		Hermetically Sealed Scroll		
Condenser Type		Water Cooled- Shell & Tube		
Cooling water required at 32 deg. C	USGPM	20	40	60
Net Weight	kg	240	405	605

Specifications are subject to change without any notice.

Water Cooled Mini Series - Condensing Units

DESCRIPTION	UNITS	DSW121R3-O	DSW181R3-O	DSW241R3-O	DSW301R3-O
Capacity	TR	1	1.5	2	2.5
	Btu/Hr	12000	18000	24000	30000
External Finish	Pure Polyester Powder Coated GI Steel				
Refrigerant	R410A				
Dimensions W x D x H	(mm)	750 X 425 X 430	750 X 425 X 430	750 X 425 X 430	750 X 425 X 430
Net Weight	kg	59	67	68	70
Sound Level	dB (A)	52	52	54	55
Electrical Power Supply	230V, Single Phase, 50Hz, AC Power Supply				
Condenser Type		Shell & Tube	Shell & Tube	Shell & Tube	Shell & Tube
(Water In) Pipe Size	mm/inch	25/1" BSP			
(Water Out) Pipe Size	mm/inch	25/1" BSP			
Cooling Water Flow Required at 32°C	US GPM	3	4.5	6	7.5
Suction	mm(inch)	12.7 (1/2)	12.7 (1/2)	12.7 (1/2)	15.9 (5/8)
Liquid	mm(inch)	6.35 (1/4)	9.5 (3/8)	9.5 (3/8)	9.5 (3/8)
Quantity	No.	1	1	1	1
Type	Hermetically Sealed Rotary				

Mini Series Indoor Unit - Concealed Type

DESCRIPTION	UNITS	DSW121R3-I	DSW181R3-I	DSW241R3-I	DSW301R3-I
Capacity	TR	1	1.5	2	2.5
	Btu/Hr	12000	18000	24000	30000
Dimensions W x H x D	mm	1115 X 270 X 515	1115 X 270 X 515	1115 X 270 X 515	1055 X 310 X 705
Net Weight	kg	29.00	30.00	30.00	31.00
Sound Level	dBA	44	44	45	46
Type of Blower	DIDW Centrifugal Type				
Airflow	CFM	350	550	700	875
External Static Pressure	Pa	10	15	20	25
Refrigerant Pipe Connections					
Liquid- Dia	mm (inch)	6.35 (1/4)	9.5 (3/8)	9.5 (3/8)	9.5 (3/8)
Suction - Dia	mm (inch)	12.7 (1/2)	12.7 (1/2)	12.7 (1/2)	15.9 (5/8)
Electrical Power Supply	230V, Single Phase, 50Hz, AC Power Supply				
Rated Current	A	0.33	0.33	0.64	0.64
Fan Motor Output Power	Watts	62	62	150	150
Quantity	No.	1	1	1	1
Air Filter	Non-woven Polyester Media enclosed by HDPE Mesh				
Controller	Micro Processor based with LCD display				

Mini Series Indoor Unit - Hi-wall

DESCRIPTION	UNITS	B1-3HW12LBTU	B1-3HW18LBTU	B1-3HW24LBTU
Capacity	TR	1	1.5	2
	Btu/Hr	12000	18000	24000
Dimensions W x H x D	(mm)	845 X 290 X 210	970 X 300 X 225	1080 X 325 X 250
Net Weight	kg	10.00	13.50	17.00
Airflow	CFM	370	530	650
Sound Level	dBA	33	37	38
Refrigerant Pipe Connections				
Liquid- Dia	mm (Inch)	6.35 (1/4)	6.35 (1/4)	6.35 (1/4)
Suction - Dia	mm (Inch)	12.7 (1/2)	12.7 (1/2)	15.9 (5/8)
Electrical Power Supply		230V, Single Phase, 50Hz, AC Power Supply		
Fan Motor Input Power	Watts	55	70	95
Rated Current	A	0.4	0.5	0.55

* Recommended Model. Actual model no. may be different due to regular product upgradation

Mini Series Indoor Unit - Cassette Type

DESCRIPTION	UNITS	BS-3SD18YATU	BS-1SD24YATU	BS-SD36SAU
Capacity	TR	1.5	2	2.5
	Btu/Hr	18000	24000	30000
Dimensions - Body	mm	840 X 840 X 240	840 X 840 X 240	840 X 840 X 290
Dimensions - Panel	mm	952 X 952 X 60		
Net Weight - Body	kg	28.00	29.00	33.00
Net Weight - Panel	kg	7.00	7.00	7.00
Airflow	CFM	700	780	1020
Sound Level	dBA	34	41	48
Refrigerant Pipe Connections				
Liquid- Dia	mm (Inch)	6.35 (1/4)	9.5 (3/8)	9.5 (3/8)
Suction - Dia	mm (Inch)	12.7 (1/2)	15.9 (5/8)	15.9 (5/8)
Electrical Power Supply		230V, Single Phase, 50Hz, AC Power Supply		
Fan Motor Input Power	Watts	58	74	74
Rated Current	A	0.4	0.6	0.6
Drain Pump Motor Power	Watts	12	12	12

* Recommended Model. Actual model no. may be different due to regular product upgradation. Sound Level values are based on the measurement taken in a semi anechoic chamber. Actual values may vary depending on the external noise disturbances.

[illegible]



BLUE STAR

Authorized Dealer



Scan QR Code-Blue Star Customer
Care Mobaile App



viveka@adpsystems.co.in



9373712123/ 8975012123



Adress- L-3, Shubhashri Wood Co-op
Housing Society, Pimple Sudagar,
Pune 411027

**ALL TRENDEMARK AND COPYRINGTH OF THE IM
AGE AND CONTENTS AND SERVICES MENTIONED.
ON THIS PAGE ARE THE PROPERTIES OF THEIR RES
PECTIVE OWNERS AND ARE ACKNOWLEDGED AS SUCH.**